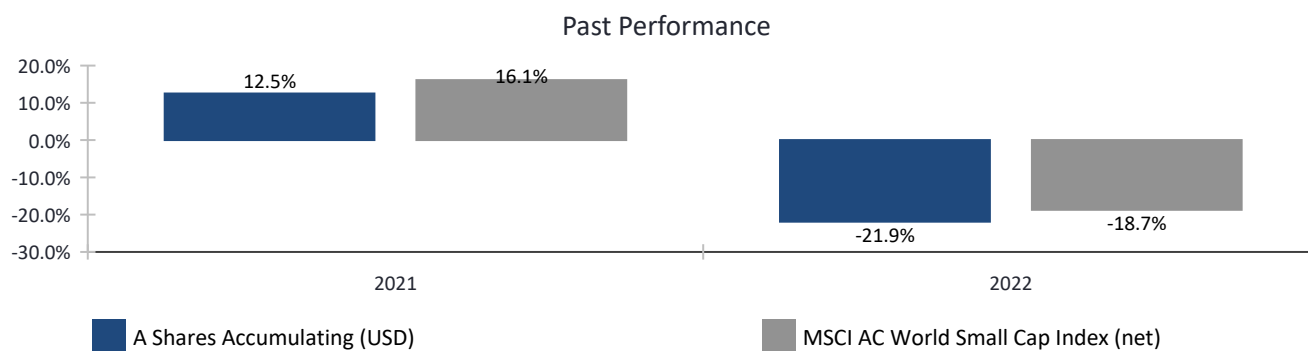


# Virtus GF Global Small Cap Fund

A Shares Accumulating (USD)

ISIN: IE00BKKJMG65

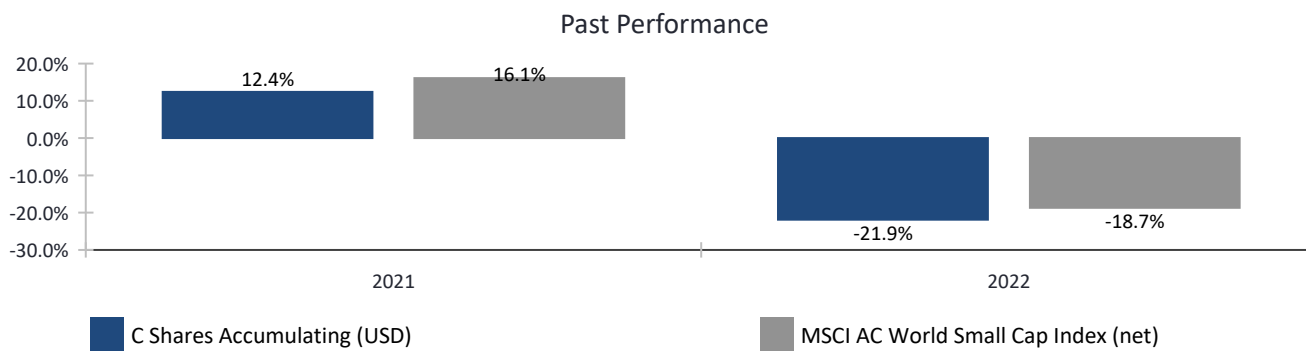


- The Fund was launched in May 2020 and the Class was launched in May 2020. Past performance is not necessarily a guide to future performance.
- Past performance does not include entry and exit charges but takes account of ongoing charges.
- Past performance is calculated in USD.
- The chart above shows performance of the Fund against the benchmark index. The Fund does not track the benchmark index.

# Virtus GF Global Small Cap Fund

C Shares Accumulating (USD)

ISIN: IE00BKKJML19

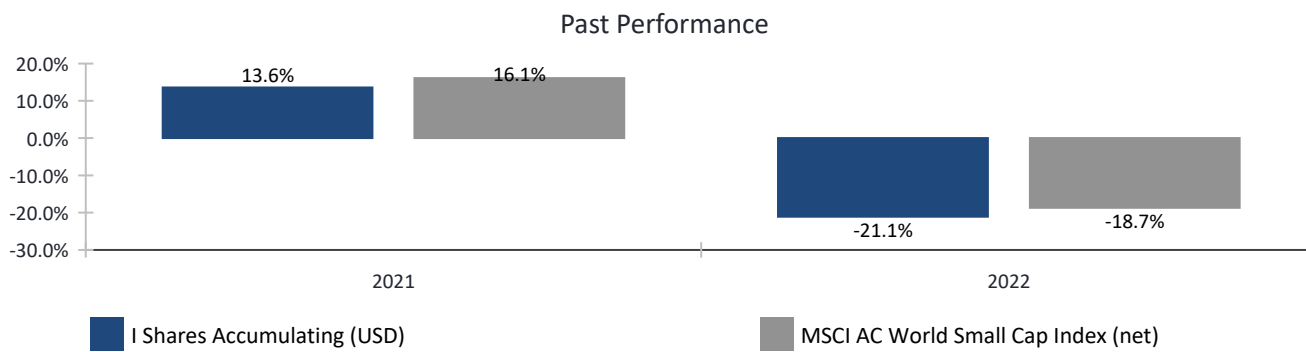


- The Fund was launched in May 2020 and the Class was launched in May 2020. Past performance is not necessarily a guide to future performance.
- Past performance does not include entry and exit charges but takes account of ongoing charges.
- Past performance is calculated in USD.
- The chart above shows performance of the Fund against the benchmark index. The Fund does not track the benchmark index.

# Virtus GF Global Small Cap Fund

I Shares Accumulating (USD)

ISIN: IE00BKKJNB85

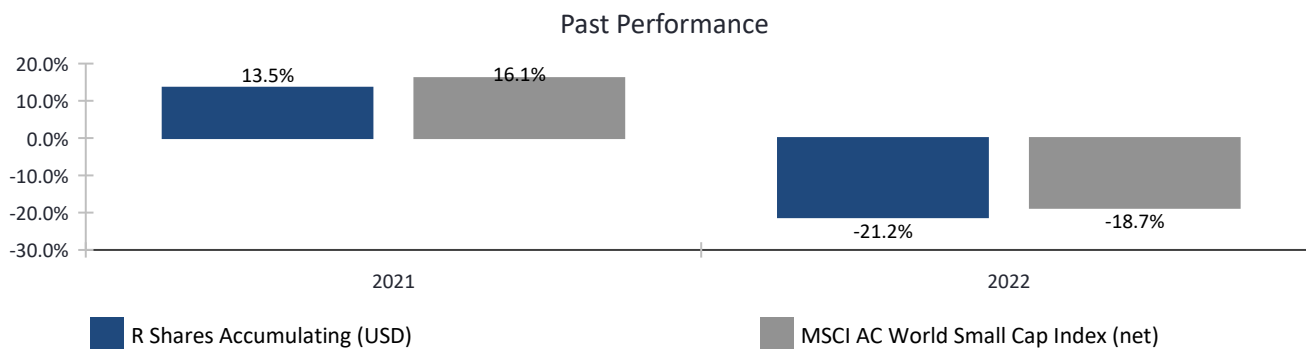


- The Fund was launched in May 2020 and the Class was launched in May 2020. Past performance is not necessarily a guide to future performance.
- Past performance does not include entry and exit charges but takes account of ongoing charges.
- Past performance is calculated in USD.
- The chart above shows performance of the Fund against the benchmark index. The Fund does not track the benchmark index.

# Virtus GF Global Small Cap Fund

R Shares Accumulating (USD)

ISIN: IE00BKKJNF24



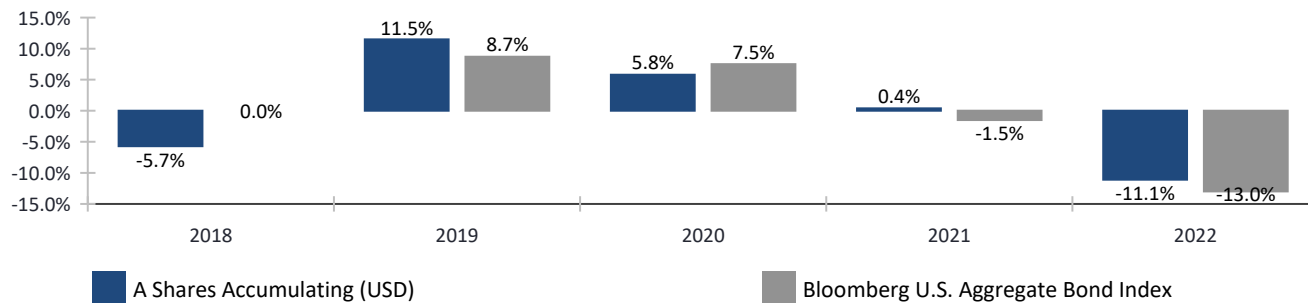
- The Fund was launched in May 2020 and the Class was launched in May 2020. Past performance is not necessarily a guide to future performance.
- Past performance does not include entry and exit charges but takes account of ongoing charges.
- Past performance is calculated in USD.
- The chart above shows performance of the Fund against the benchmark index. The Fund does not track the benchmark index.

# Virtus GF Multi-Sector Income Fund

A Shares Accumulating (USD)

ISIN: IE00BF41FJ72

## Past Performance



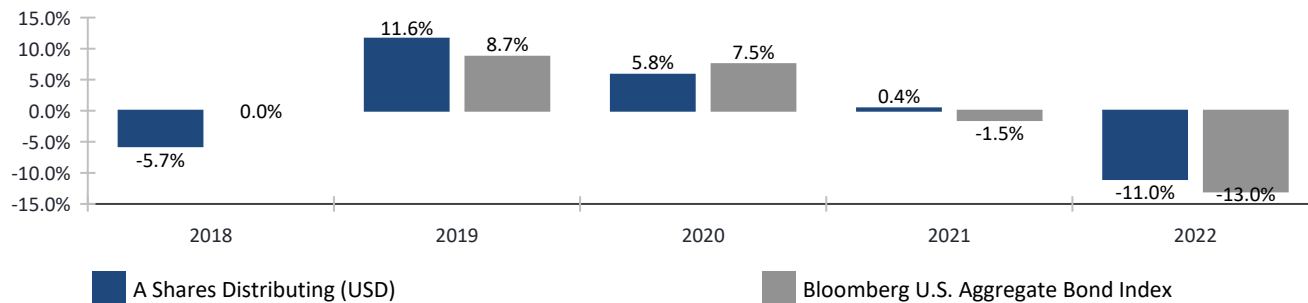
- The Fund was launched in December 2017 and the Class was launched in December 2017. Past performance is not necessarily a guide to future performance.
- Past performance does not include entry and exit charges but takes account of ongoing charges.
- Past performance is calculated in USD.
- The chart above shows performance of the Fund against the benchmark index. The Fund does not track the benchmark index.

# Virtus GF Multi-Sector Income Fund

A Shares Distributing (USD)

ISIN: IE00BF41FK87

## Past Performance

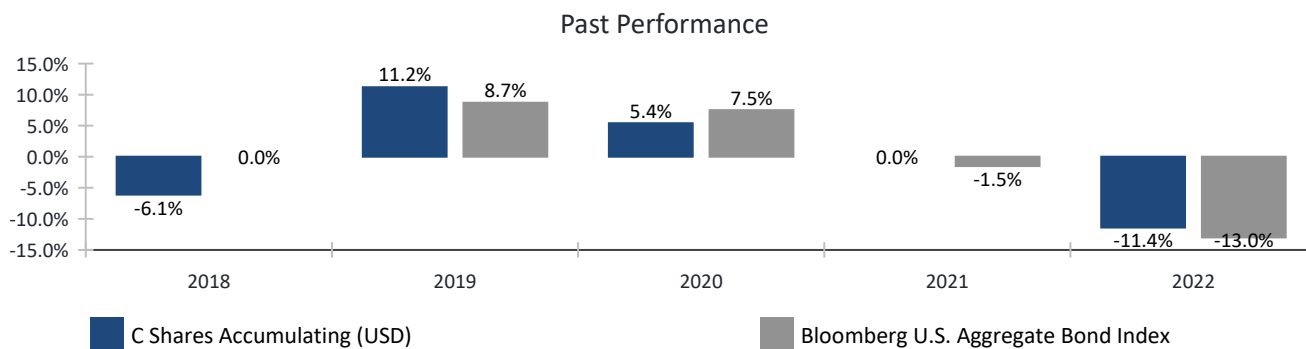


- The Fund was launched in December 2017 and the Class was launched in December 2017. Past performance is not necessarily a guide to future performance.
- Past performance does not include entry and exit charges but takes account of ongoing charges.
- Past performance is calculated in USD.
- The chart above shows performance of the Fund against the benchmark index. The Fund does not track the benchmark index.

# Virtus GF Multi-Sector Income Fund

C Shares Accumulating (USD)

ISIN: IE00BF41FQ40

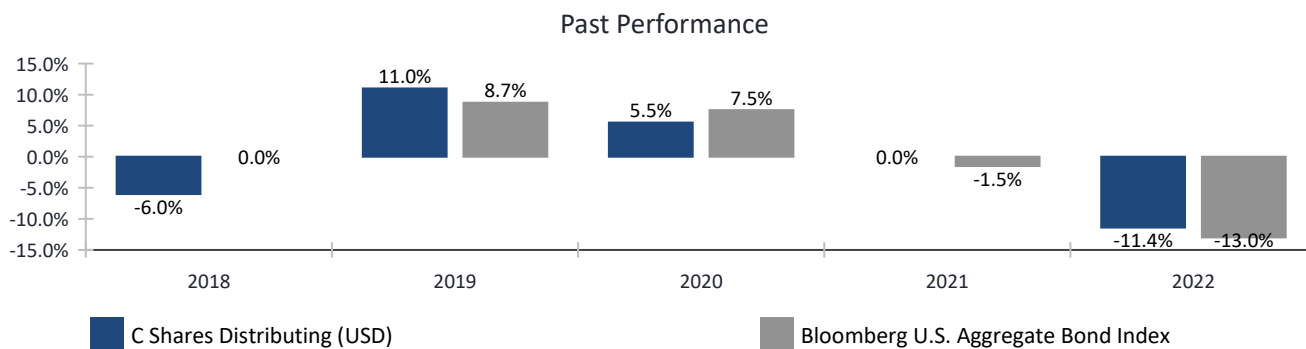


- The Fund was launched in December 2017 and the Class was launched in December 2017. Past performance is not necessarily a guide to future performance.
- Past performance does not include entry and exit charges but takes account of ongoing charges.
- Past performance is calculated in USD.
- The chart above shows performance of the Fund against the benchmark index. The Fund does not track the benchmark index.

# Virtus GF Multi-Sector Income Fund

C Shares Distributing (USD)

ISIN: IE00BF41FR56



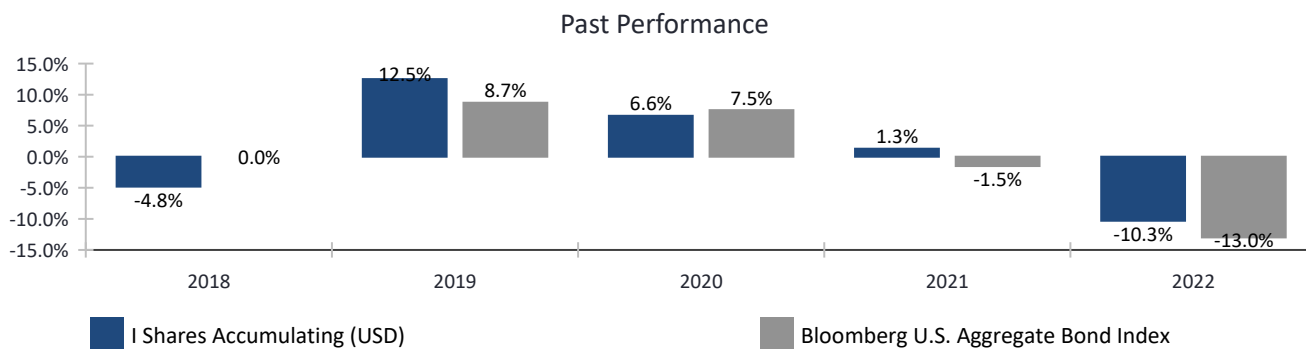
- The Fund was launched in December 2017 and the Class was launched in December 2017. Past performance is not necessarily a guide to future performance.
- Past performance does not include entry and exit charges but takes account of ongoing charges.
- Past performance is calculated in USD.
- The chart above shows performance of the Fund against the benchmark index. The Fund does not track the benchmark index.



# Virtus GF Multi-Sector Income Fund

I Shares Accumulating (USD)

ISIN: IE00BF41FX17

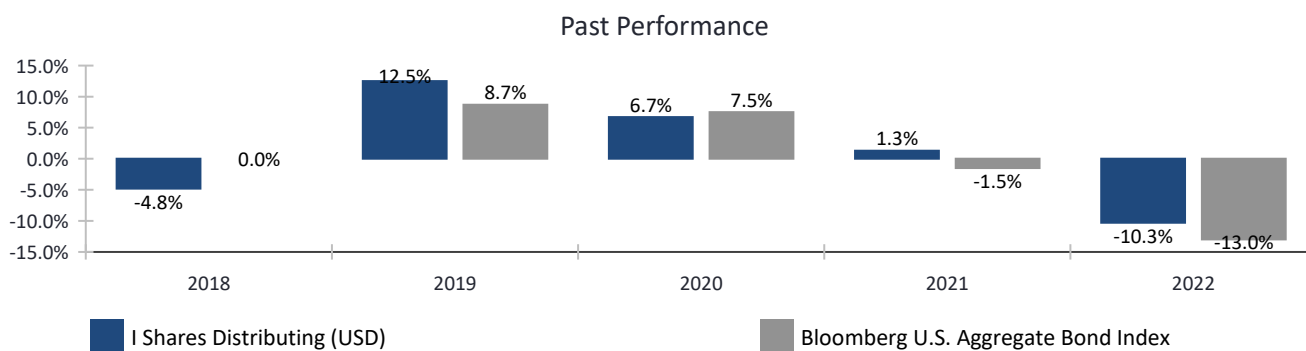


- The Fund was launched in December 2017 and the Class was launched in December 2017. Past performance is not necessarily a guide to future performance.
- Past performance does not include entry and exit charges but takes account of ongoing charges.
- Past performance is calculated in USD.
- The chart above shows performance of the Fund against the benchmark index. The Fund does not track the benchmark index.

# Virtus GF Multi-Sector Income Fund

I Shares Distributing (USD)

ISIN: IE00BF41FY24

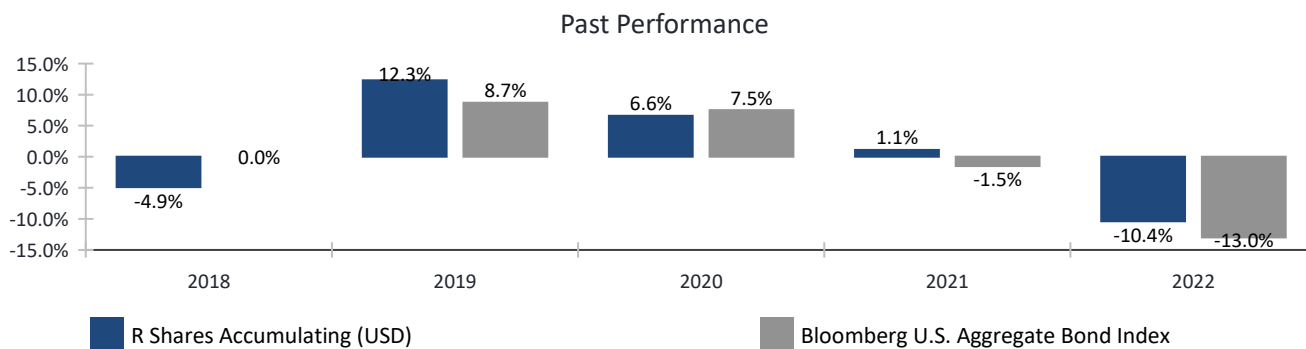


- The Fund was launched in December 2017 and the Class was launched in December 2017. Past performance is not necessarily a guide to future performance.
- Past performance does not include entry and exit charges but takes account of ongoing charges.
- Past performance is calculated in USD.
- The chart above shows performance of the Fund against the benchmark index. The Fund does not track the benchmark index.

# Virtus GF Multi-Sector Income Fund

R Shares Accumulating (USD)

ISIN: IE00BF41G388

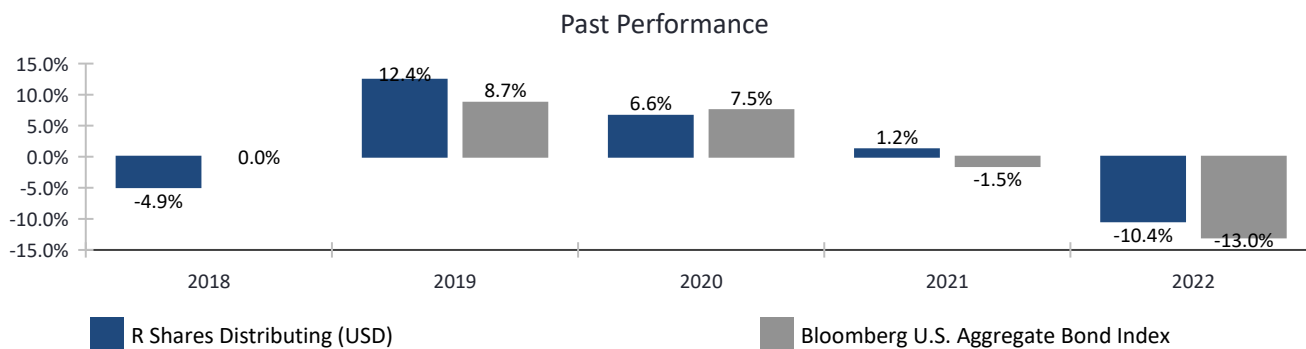


- The Fund was launched in December 2017 and the Class was launched in December 2017. Past performance is not necessarily a guide to future performance.
- Past performance does not include entry and exit charges but takes account of ongoing charges.
- Past performance is calculated in USD.
- The chart above shows performance of the Fund against the benchmark index. The Fund does not track the benchmark index.

# Virtus GF Multi-Sector Income Fund

R Shares Distributing (USD)

ISIN: IE00BF41G495



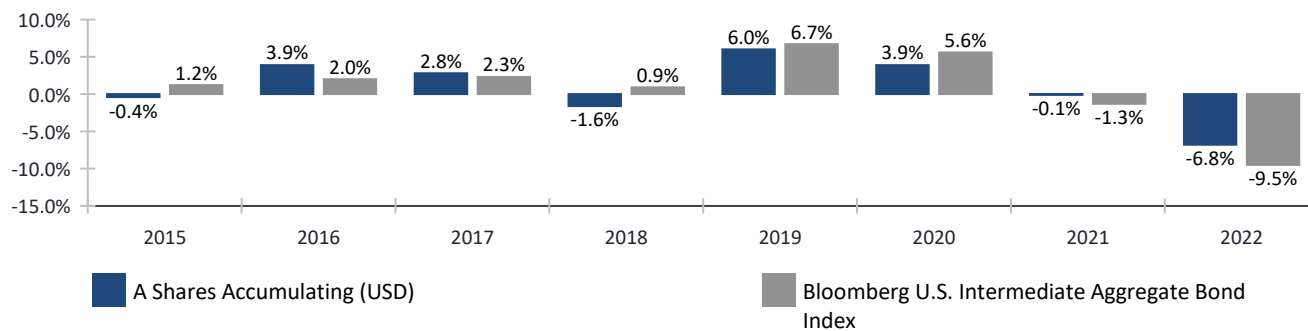
- The Fund was launched in December 2017 and the Class was launched in December 2017. Past performance is not necessarily a guide to future performance.
- Past performance does not include entry and exit charges but takes account of ongoing charges.
- Past performance is calculated in USD.
- The chart above shows performance of the Fund against the benchmark index. The Fund does not track the benchmark index.

# Virtus GF Multi-Sector Short Duration Bond Fund

A Shares Accumulating (USD)

ISIN: IE00BCZNX33

## Past Performance



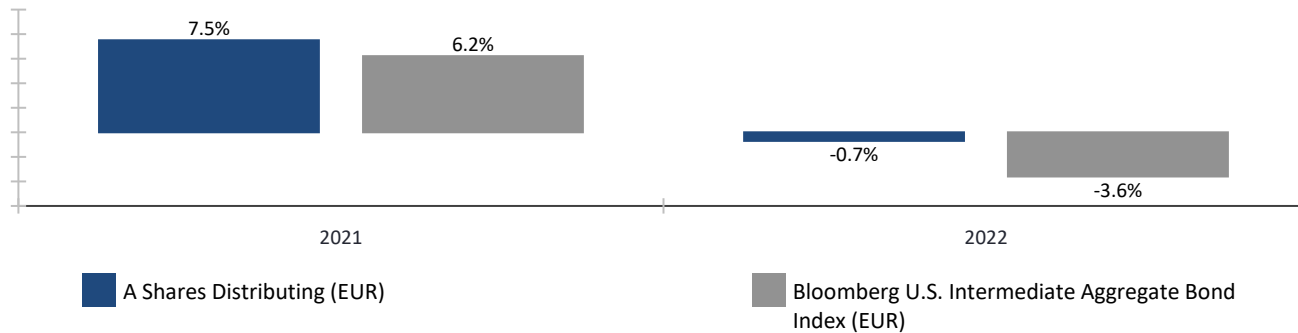
- The Fund was launched in November 2013 and the Class was launched in October 2014. Past performance is not necessarily a guide to future performance.
- Past performance does not include entry and exit charges but takes account of ongoing charges.
- Past performance is calculated in USD.
- The chart above shows performance of the Fund against the benchmark index. The Fund does not track the benchmark index.

# Virtus GF Multi-Sector Short Duration Bond Fund

A Shares Distributing (EUR)

ISIN: IE00BQSBJF40

## Past Performance



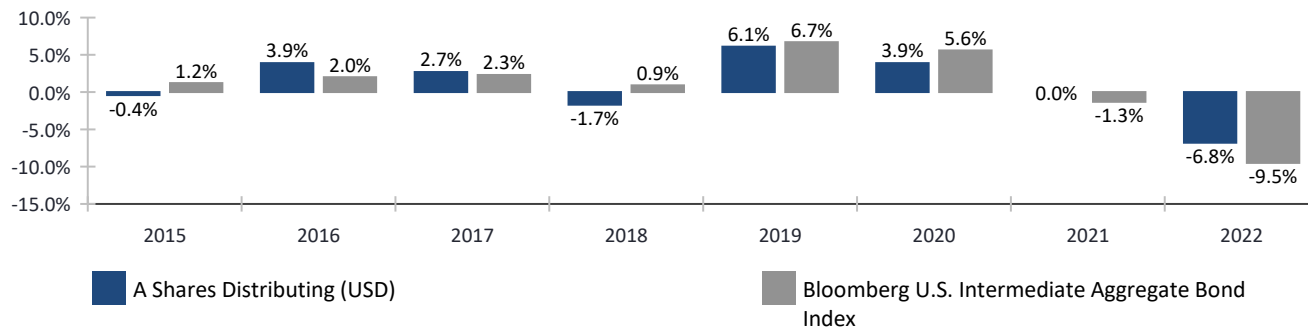
- The Fund was launched in November 2013 and the Class was launched in February 2020. Past performance is not necessarily a guide to future performance.
- Past performance does not include entry and exit charges but takes account of ongoing charges.
- Past performance is calculated in EUR.
- The chart above shows performance of the Fund against the benchmark index. The Fund does not track the benchmark index.

# Virtus GF Multi-Sector Short Duration Bond Fund

A Shares Distributing (USD)

ISIN: IE00BCZNJY40

## Past Performance



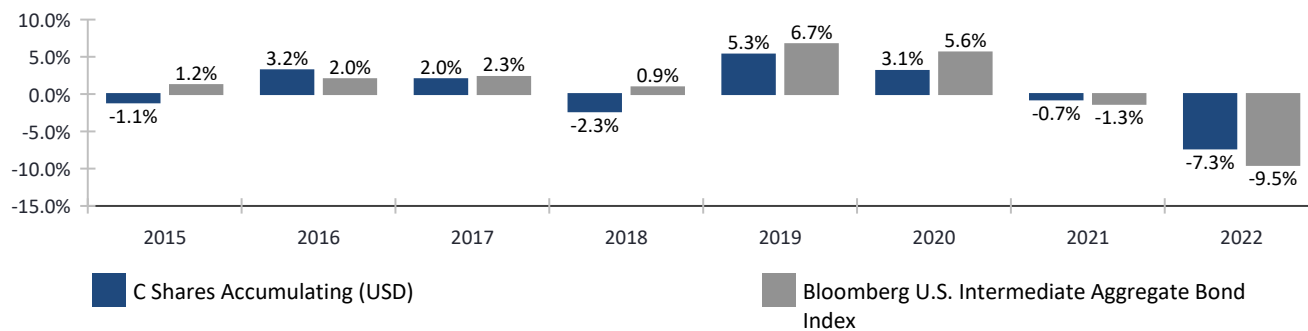
- The Fund was launched in November 2013 and the Class was launched in December 2014. Past performance is not necessarily a guide to future performance.
- Past performance does not include entry and exit charges but takes account of ongoing charges.
- Past performance is calculated in USD.
- The chart above shows performance of the Fund against the benchmark index. The Fund does not track the benchmark index.

# Virtus GF Multi-Sector Short Duration Bond Fund

C Shares Accumulating (USD)

ISIN: IE00BQSBJJ87

## Past Performance



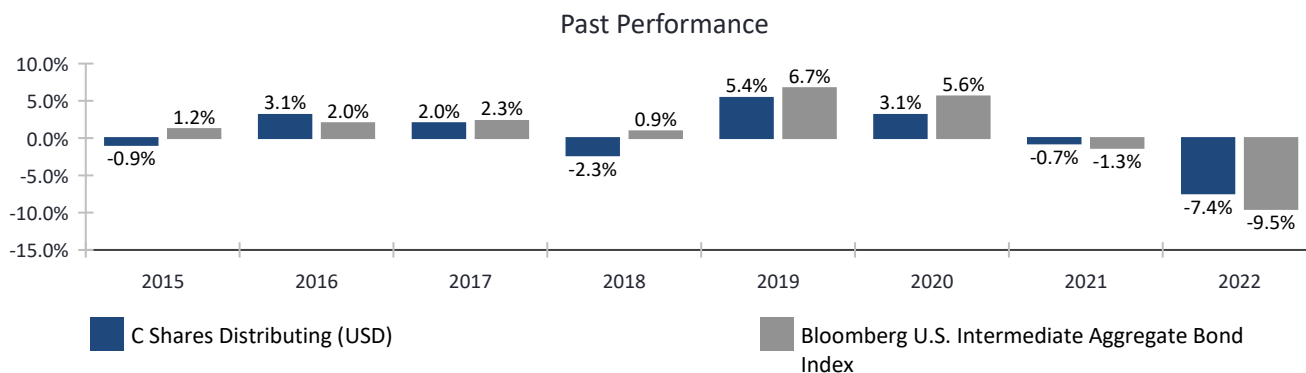
- The Fund was launched in November 2013 and the Class was launched in December 2014. Past performance is not necessarily a guide to future performance.
- Past performance does not include entry and exit charges but takes account of ongoing charges.
- Past performance is calculated in USD.
- The chart above shows performance of the Fund against the benchmark index. The Fund does not track the benchmark index.



# Virtus GF Multi-Sector Short Duration Bond Fund

C Shares Distributing (USD)

ISIN: IE00BQSBJK92

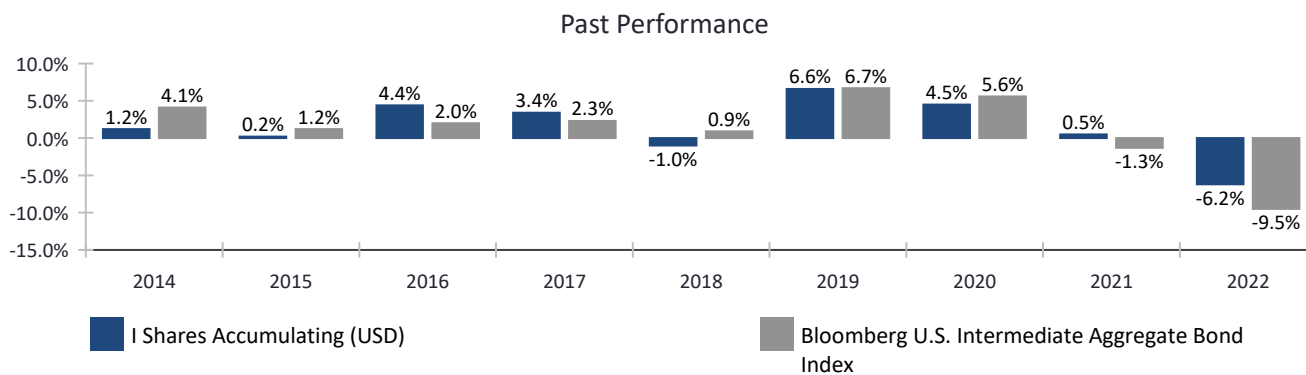


- The Fund was launched in November 2013 and the Class was launched in December 2014. Past performance is not necessarily a guide to future performance.
- Past performance does not include entry and exit charges but takes account of ongoing charges.
- Past performance is calculated in USD.
- The chart above shows performance of the Fund against the benchmark index. The Fund does not track the benchmark index.

# Virtus GF Multi-Sector Short Duration Bond Fund

I Shares Accumulating (USD)

ISIN: IE00BCZNJZ56

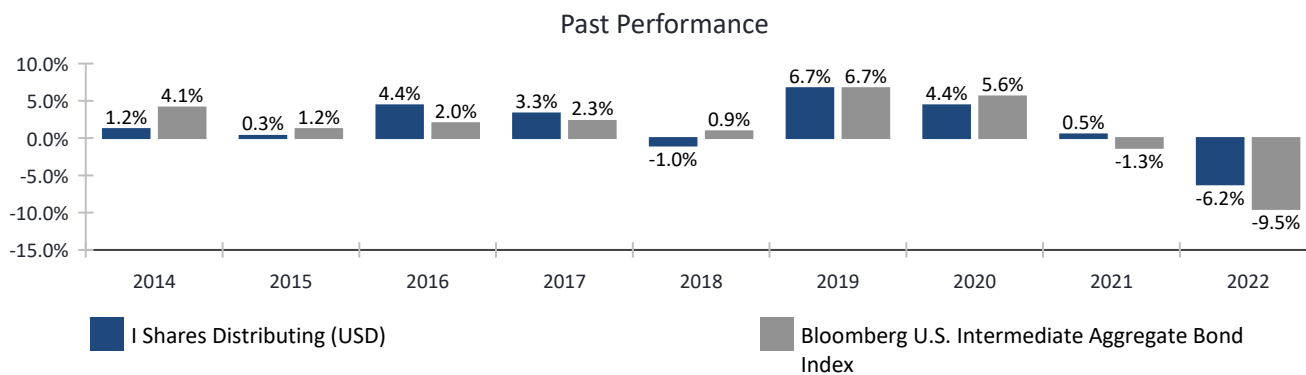


- The Fund was launched in November 2013 and the Class was launched in November 2013. Past performance is not necessarily a guide to future performance.
- Past performance does not include entry and exit charges but takes account of ongoing charges.
- Past performance is calculated in USD.
- The chart above shows performance of the Fund against the benchmark index. The Fund does not track the benchmark index.

# Virtus GF Multi-Sector Short Duration Bond Fund

I Shares Distributing (USD)

ISIN: IE00BCZNK076



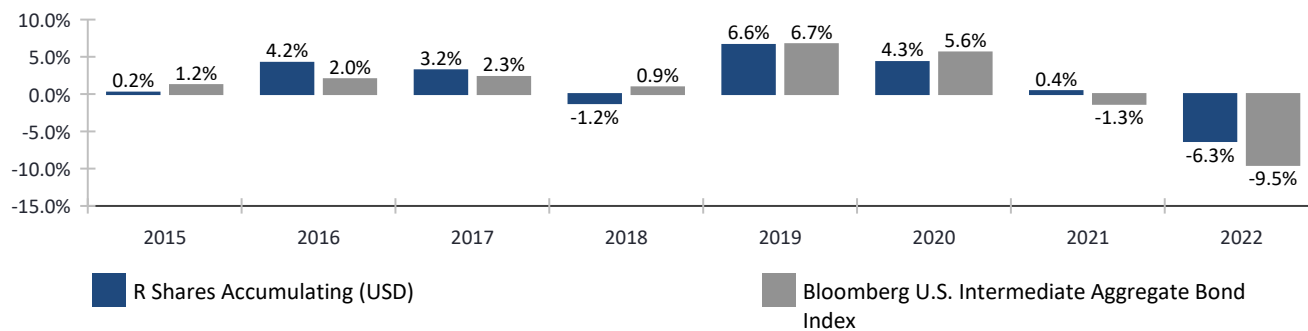
- The Fund was launched in November 2013 and the Class was launched in November 2013. Past performance is not necessarily a guide to future performance.
- Past performance does not include entry and exit charges but takes account of ongoing charges.
- Past performance is calculated in USD.
- The chart above shows performance of the Fund against the benchmark index. The Fund does not track the benchmark index.

# Virtus GF Multi-Sector Short Duration Bond Fund

R Shares Accumulating (USD)

ISIN: IE00BQSBJZ46

## Past Performance



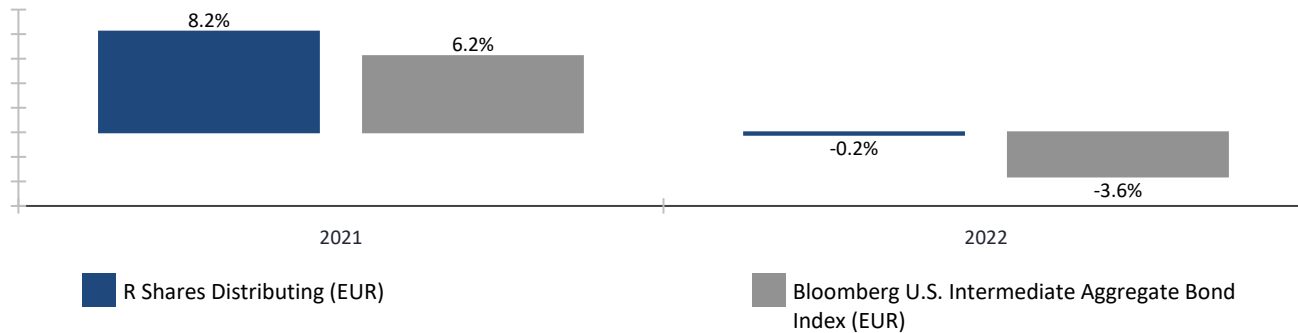
- The Fund was launched in November 2013 and the Class was launched in December 2014. Past performance is not necessarily a guide to future performance.
- Past performance does not include entry and exit charges but takes account of ongoing charges.
- Past performance is calculated in USD.
- The chart above shows performance of the Fund against the benchmark index. The Fund does not track the benchmark index.

# Virtus GF Multi-Sector Short Duration Bond Fund

R Shares Distributing (EUR)

ISIN: IE00BQSBJX22

## Past Performance

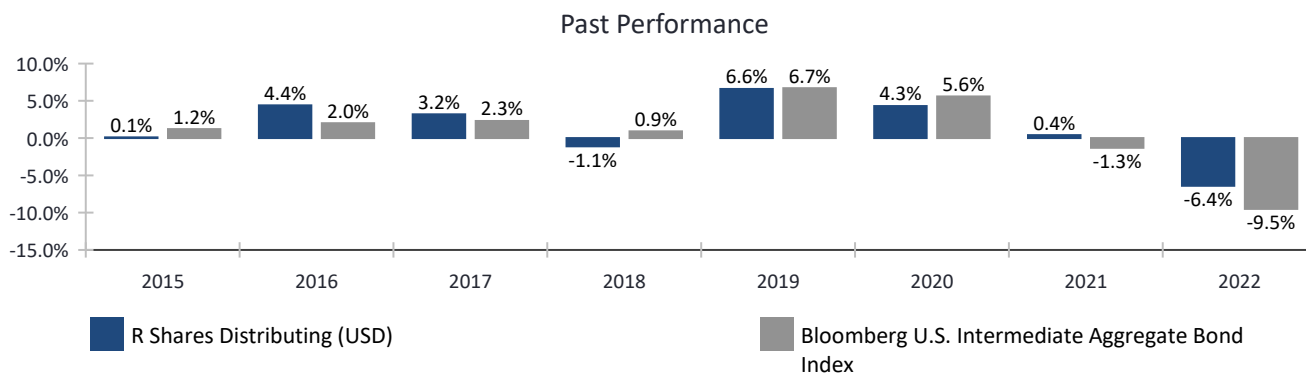


- The Fund was launched in November 2013 and the Class was launched in February 2020. Past performance is not necessarily a guide to future performance.
- Past performance does not include entry and exit charges but takes account of ongoing charges.
- Past performance is calculated in EUR.
- The chart above shows performance of the Fund against the benchmark index. The Fund does not track the benchmark index.

# Virtus GF Multi-Sector Short Duration Bond Fund

R Shares Distributing (USD)

ISIN: IE00BQSBK068



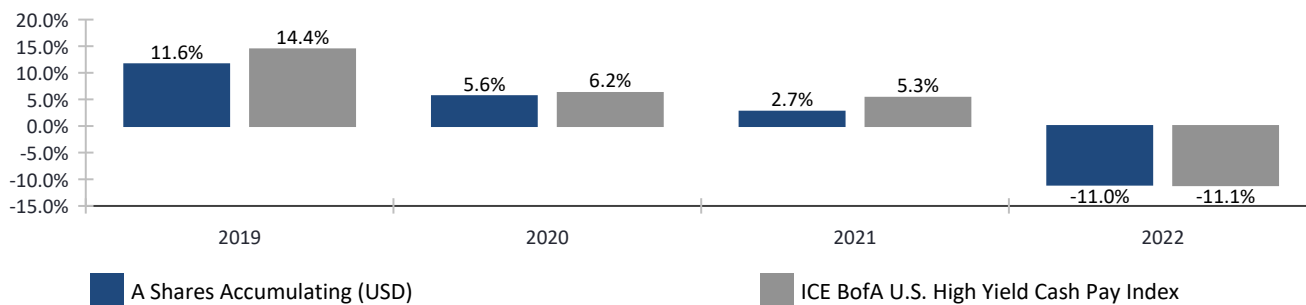
- The Fund was launched in November 2013 and the Class was launched in December 2014. Past performance is not necessarily a guide to future performance.
- Past performance does not include entry and exit charges but takes account of ongoing charges.
- Past performance is calculated in USD.
- The chart above shows performance of the Fund against the benchmark index. The Fund does not track the benchmark index.

# Virtus GF Select High Yield Fund

A Shares Accumulating (USD)

ISIN: IE00BF5J4483

## Past Performance



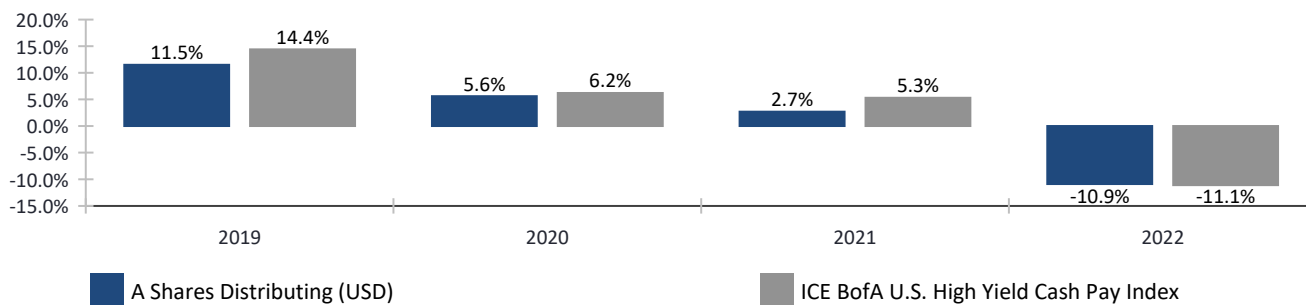
- The Fund was launched in December 2018 and the Class was launched in December 2018. Past performance is not necessarily a guide to future performance.
- Past performance does not include entry and exit charges but takes account of ongoing charges.
- Past performance is calculated in USD.
- The chart above shows performance of the Fund against the benchmark index. The Fund does not track the benchmark index.

# Virtus GF Select High Yield Fund

A Shares Distributing (USD)

ISIN: IE00BF5J4590

## Past Performance



- The Fund was launched in December 2018 and the Class was launched in December 2018. Past performance is not necessarily a guide to future performance.
- Past performance does not include entry and exit charges but takes account of ongoing charges.
- Past performance is calculated in USD.
- The chart above shows performance of the Fund against the benchmark index. The Fund does not track the benchmark index.

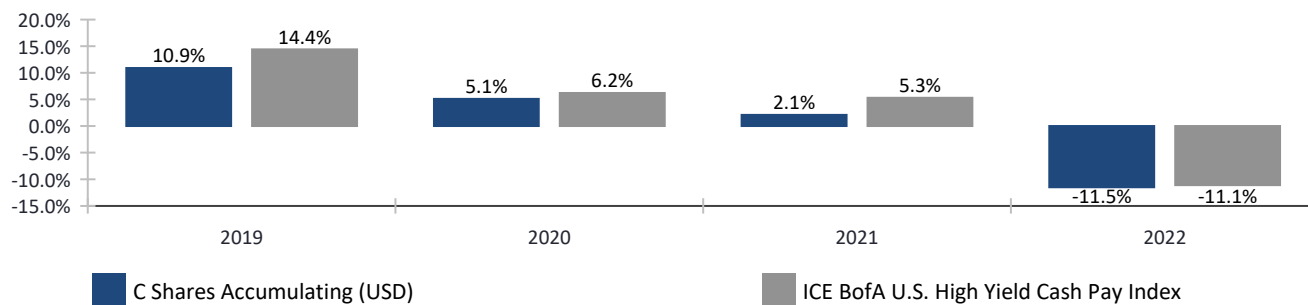


# Virtus GF Select High Yield Fund

C Shares Accumulating (USD)

ISIN: IE00BF5J4B55

## Past Performance



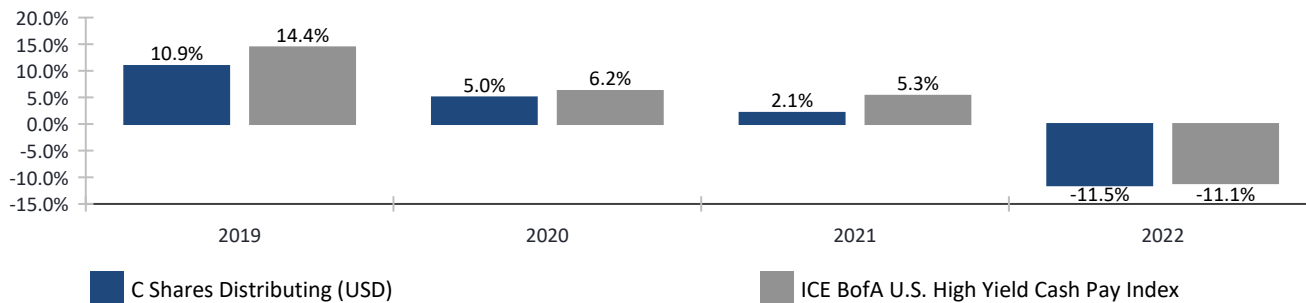
- The Fund was launched in December 2018 and the Class was launched in December 2018. Past performance is not necessarily a guide to future performance.
- Past performance does not include entry and exit charges but takes account of ongoing charges.
- Past performance is calculated in USD.
- The chart above shows performance of the Fund against the benchmark index. The Fund does not track the benchmark index.

# Virtus GF Select High Yield Fund

C Shares Distributing (USD)

ISIN: IE00BF5J4C62

## Past Performance



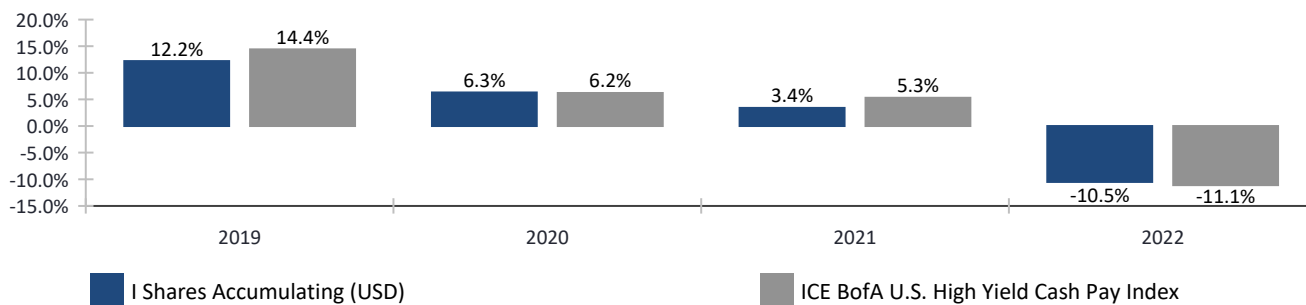
- The Fund was launched in December 2018 and the Class was launched in December 2018. Past performance is not necessarily a guide to future performance.
- Past performance does not include entry and exit charges but takes account of ongoing charges.
- Past performance is calculated in USD.
- The chart above shows performance of the Fund against the benchmark index. The Fund does not track the benchmark index.

# Virtus GF Select High Yield Fund

I Shares Accumulating (USD)

ISIN: IE00BF5J4J32

## Past Performance



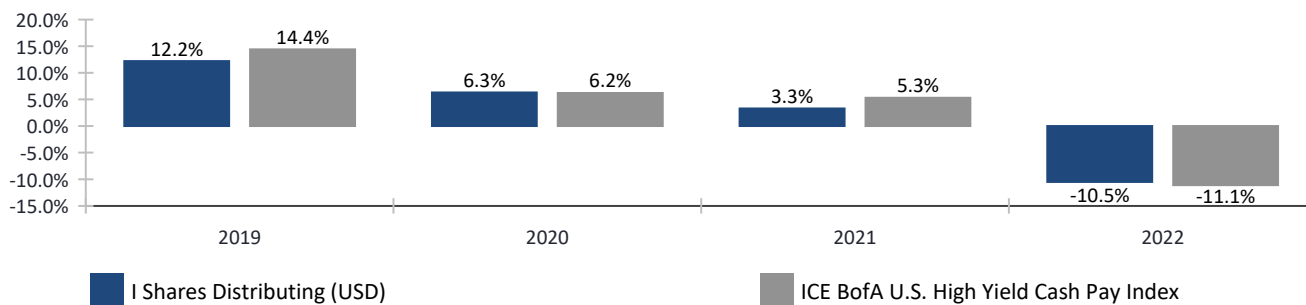
- The Fund was launched in December 2018 and the Class was launched in December 2018. Past performance is not necessarily a guide to future performance.
- Past performance does not include entry and exit charges but takes account of ongoing charges.
- Past performance is calculated in USD.
- The chart above shows performance of the Fund against the benchmark index. The Fund does not track the benchmark index.

# Virtus GF Select High Yield Fund

I Shares Distributing (USD)

ISIN: IE00BF5J4K47

## Past Performance



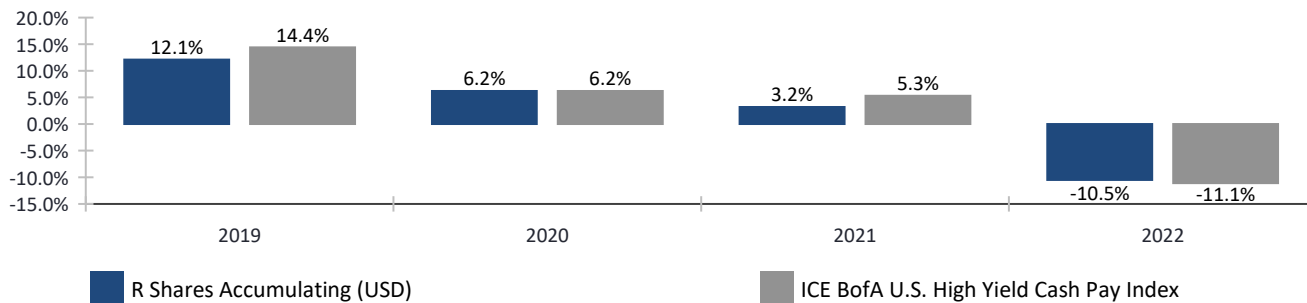
- The Fund was launched in December 2018 and the Class was launched in December 2018. Past performance is not necessarily a guide to future performance.
- Past performance does not include entry and exit charges but takes account of ongoing charges.
- Past performance is calculated in USD.
- The chart above shows performance of the Fund against the benchmark index. The Fund does not track the benchmark index.

# Virtus GF Select High Yield Fund

R Shares Accumulating (USD)

ISIN: IE00BF5J4Q09

Past Performance

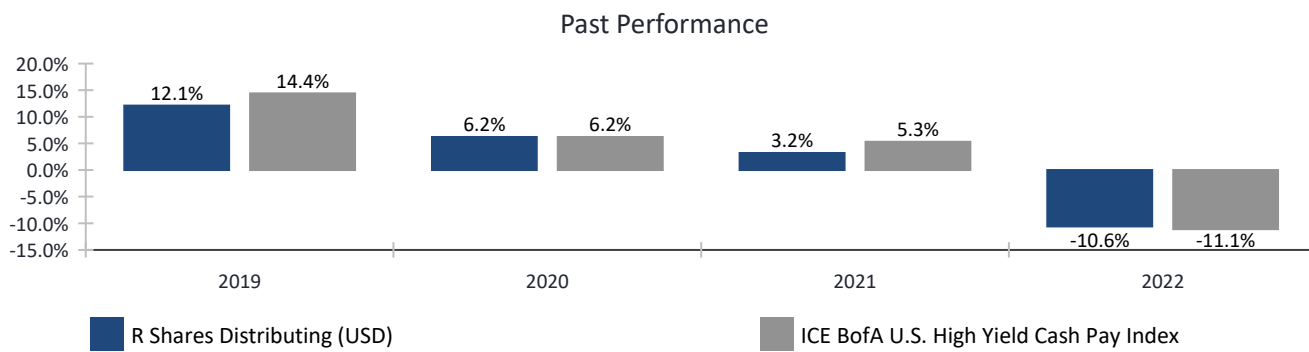


- The Fund was launched in December 2018 and the Class was launched in December 2018. Past performance is not necessarily a guide to future performance.
- Past performance does not include entry and exit charges but takes account of ongoing charges.
- Past performance is calculated in USD.
- The chart above shows performance of the Fund against the benchmark index. The Fund does not track the benchmark index.

# Virtus GF Select High Yield Fund

R Shares Distributing (USD)

ISIN: IE00BF5J4R16



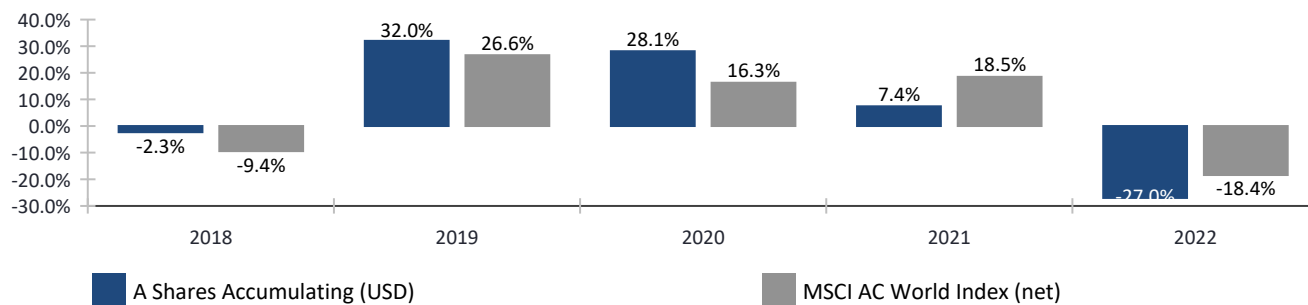
- The Fund was launched in December 2018 and the Class was launched in December 2018. Past performance is not necessarily a guide to future performance.
- Past performance does not include entry and exit charges but takes account of ongoing charges.
- Past performance is calculated in USD.
- The chart above shows performance of the Fund against the benchmark index. The Fund does not track the benchmark index.

# Virtus GF SGA Global Growth Fund

A Shares Accumulating (USD)

ISIN: IE00BDR6MB68

## Past Performance

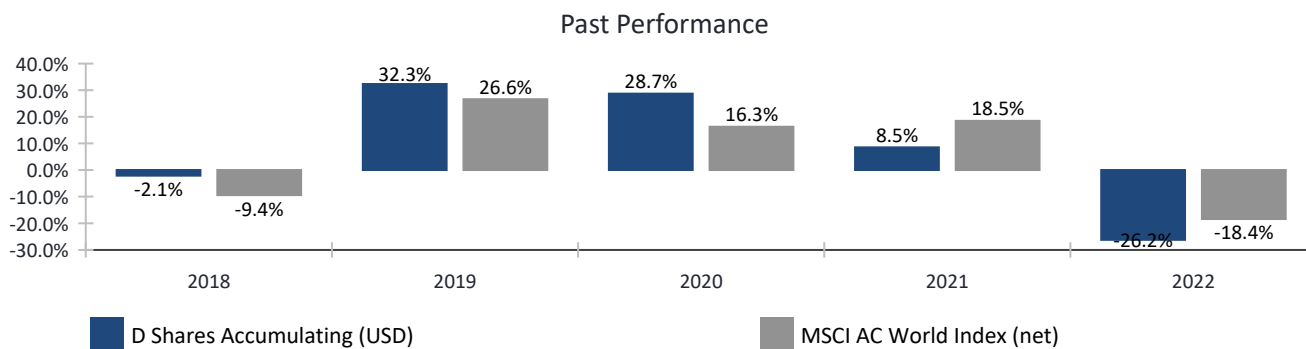


- The Fund was launched in January 2017 and the Class was launched in January 2017. Past performance is not necessarily a guide to future performance.
- Past performance does not include entry and exit charges but takes account of ongoing charges.
- Past performance is calculated in USD.
- The chart above shows performance of the Fund against the benchmark index. The Fund does not track the benchmark index.

# Virtus GF SGA Global Growth Fund

D Shares Accumulating (USD)

ISIN: IE00BDR6MJ45



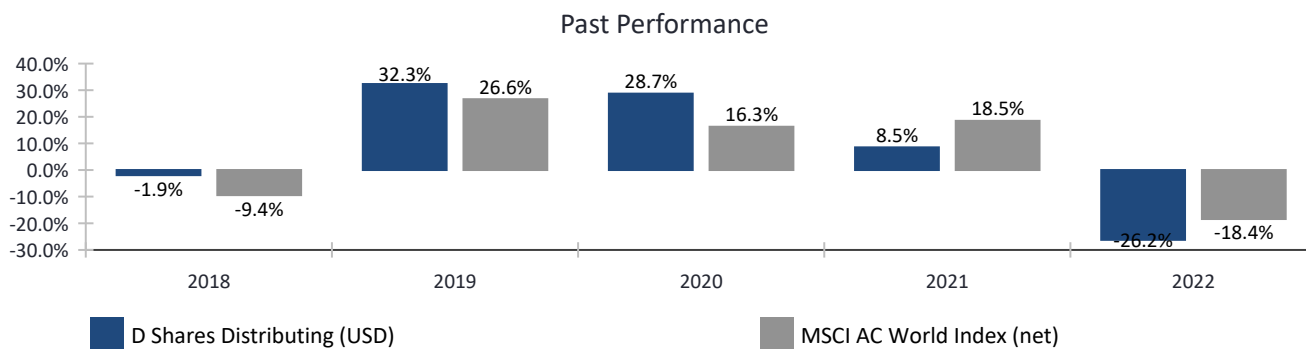
- The Fund was launched in January 2017 and the Class was launched in January 2017. Past performance is not necessarily a guide to future performance.
- Past performance does not include entry and exit charges but takes account of ongoing charges.
- Past performance is calculated in USD.
- The chart above shows performance of the Fund against the benchmark index. The Fund does not track the benchmark index.



# Virtus GF SGA Global Growth Fund

D Shares Distributing (USD)

ISIN: IE00BDR6MK59

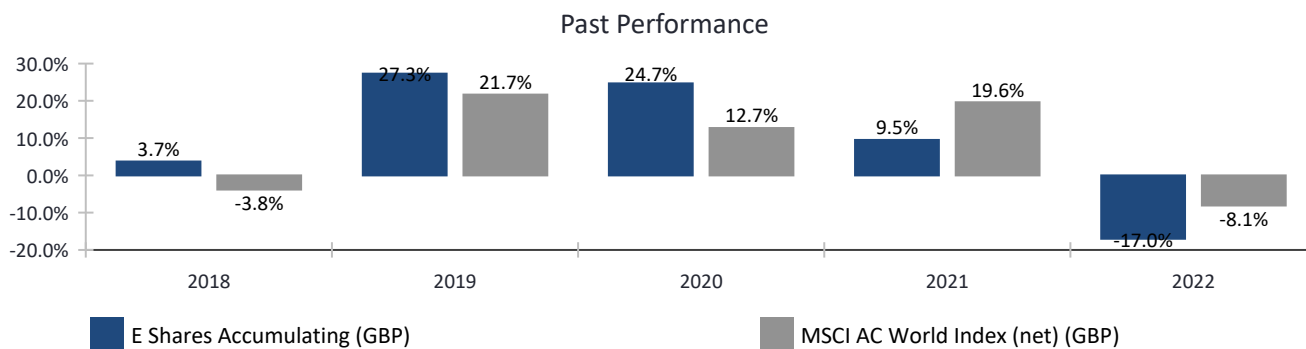


- The Fund was launched in January 2017 and the Class was launched in January 2017. Past performance is not necessarily a guide to future performance.
- Past performance does not include entry and exit charges but takes account of ongoing charges.
- Past performance is calculated in USD.
- The chart above shows performance of the Fund against the benchmark index. The Fund does not track the benchmark index.

# Virtus GF SGA Global Growth Fund

E Shares Accumulating (GBP)

ISIN: IE00BDR6ML66

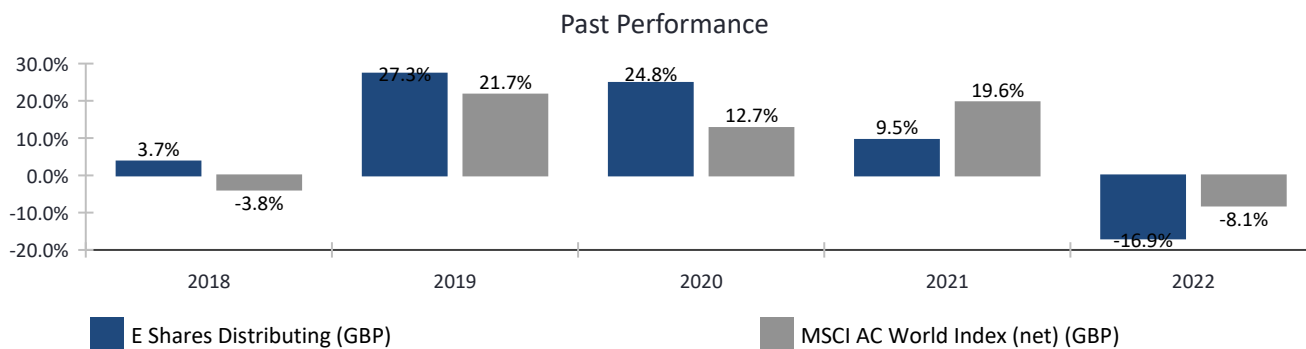


- The Fund was launched in January 2017 and the Class was launched in January 2017. Past performance is not necessarily a guide to future performance.
- Past performance does not include entry and exit charges but takes account of ongoing charges.
- Past performance is calculated in GBP.
- The chart above shows performance of the Fund against the benchmark index. The Fund does not track the benchmark index.

# Virtus GF SGA Global Growth Fund

E Shares Distributing (GBP)

ISIN: IE00BDR6MM73



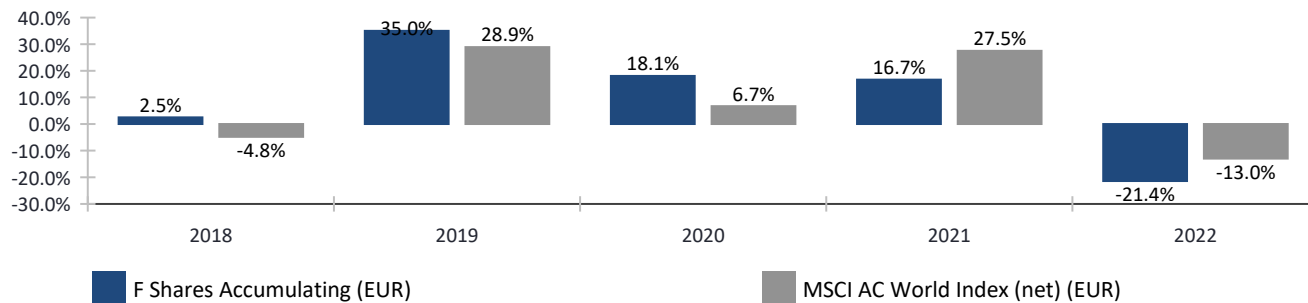
- The Fund was launched in January 2017 and the Class was launched in January 2017. Past performance is not necessarily a guide to future performance.
- Past performance does not include entry and exit charges but takes account of ongoing charges.
- Past performance is calculated in GBP.
- The chart above shows performance of the Fund against the benchmark index. The Fund does not track the benchmark index.

# Virtus GF SGA Global Growth Fund

F Shares Accumulating (EUR)

ISIN: IE00BDR6MN80

## Past Performance

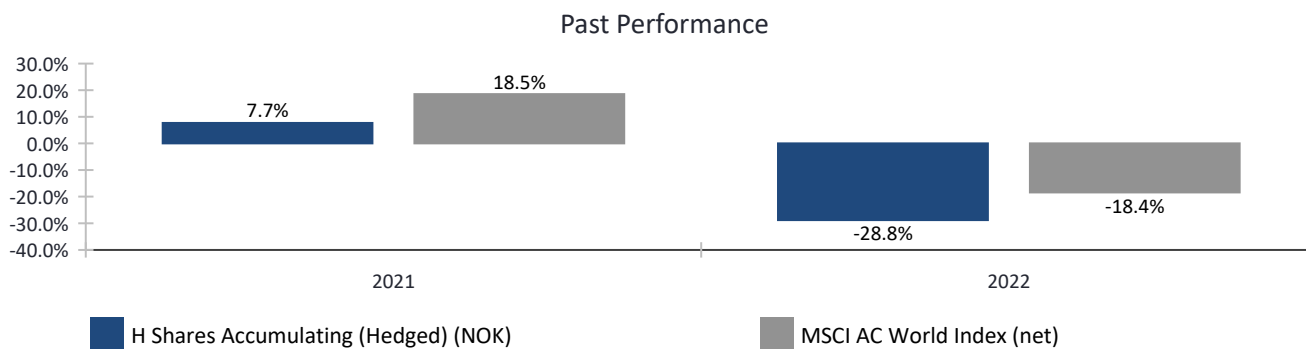


- The Fund was launched in January 2017 and the Class was launched in January 2017. Past performance is not necessarily a guide to future performance.
- Past performance does not include entry and exit charges but takes account of ongoing charges.
- Past performance is calculated in EUR.
- The chart above shows performance of the Fund against the benchmark index. The Fund does not track the benchmark index.

# Virtus GF SGA Global Growth Fund

H Shares Accumulating (Hedged) (NOK)

ISIN: IE00BJ9MHN17

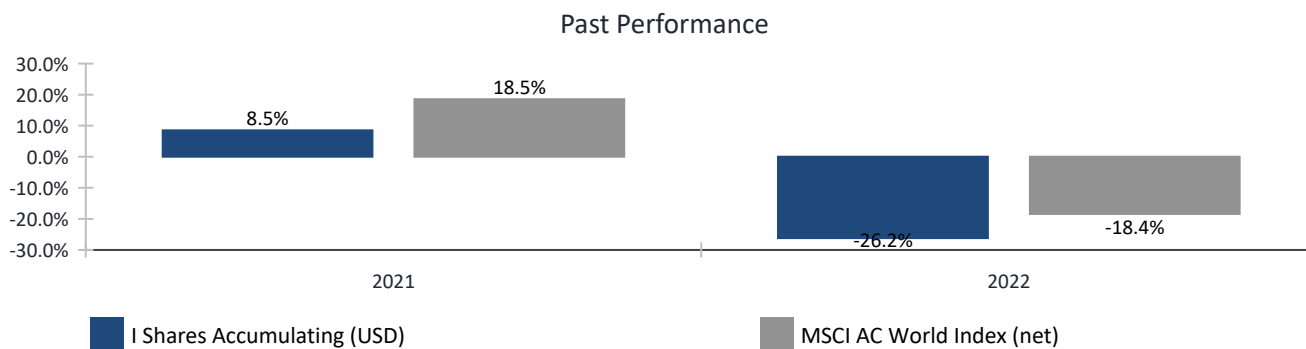


- The Fund was launched in January 2017 and the Class was launched in March 2020. Past performance is not necessarily a guide to future performance.
- Past performance does not include entry and exit charges but takes account of ongoing charges.
- Past performance is calculated in NOK.
- The chart above shows performance of the Fund against the benchmark index. The Fund does not track the benchmark index.

# Virtus GF SGA Global Growth Fund

I Shares Accumulating (USD)

ISIN: IE00BMBWV835

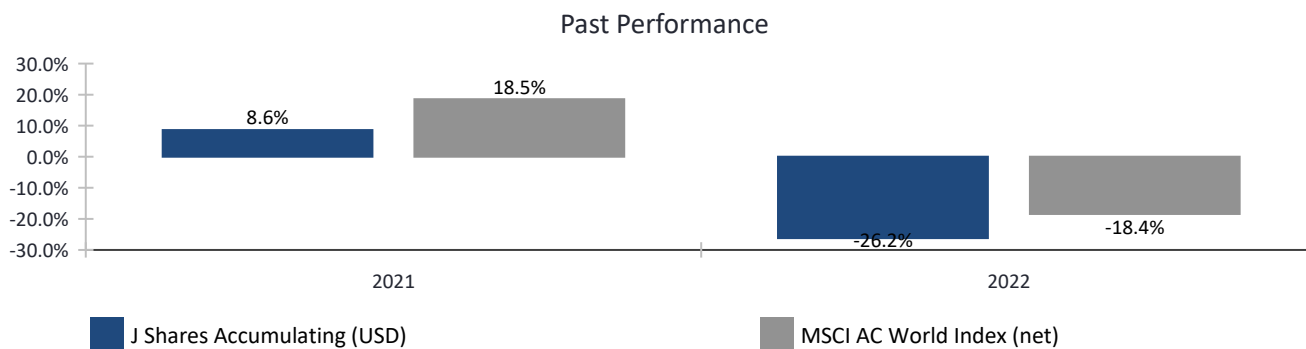


- The Fund was launched in January 2017 and the Class was launched in September 2020. Past performance is not necessarily a guide to future performance.
- Past performance does not include entry and exit charges but takes account of ongoing charges.
- Past performance is calculated in USD.
- The chart above shows performance of the Fund against the benchmark index. The Fund does not track the benchmark index.

# Virtus GF SGA Global Growth Fund

J Shares Accumulating (USD)

ISIN: IE00BM9G7C35

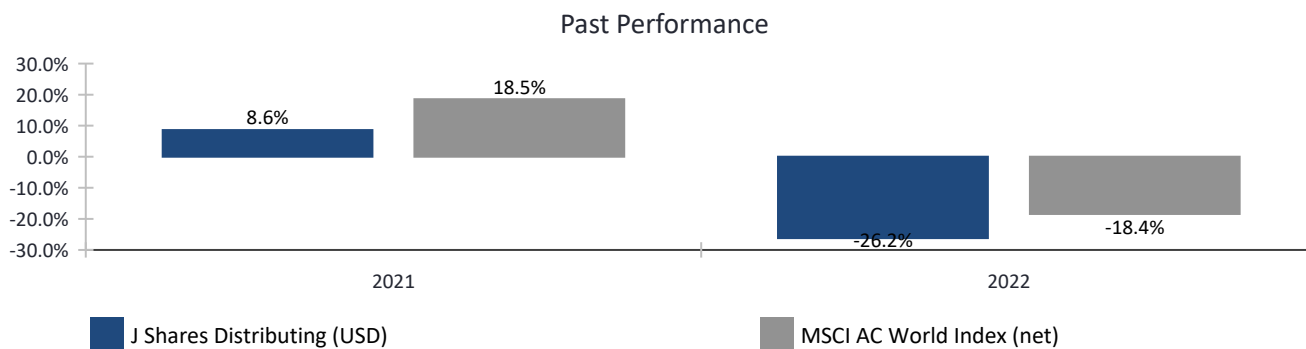


- The Fund was launched in January 2017 and the Class was launched in June 2020. Past performance is not necessarily a guide to future performance.
- Past performance does not include entry and exit charges but takes account of ongoing charges.
- Past performance is calculated in USD.
- The chart above shows performance of the Fund against the benchmark index. The Fund does not track the benchmark index.

# Virtus GF SGA Global Growth Fund

J Shares Distributing (USD)

ISIN: IE00BMFZRT11



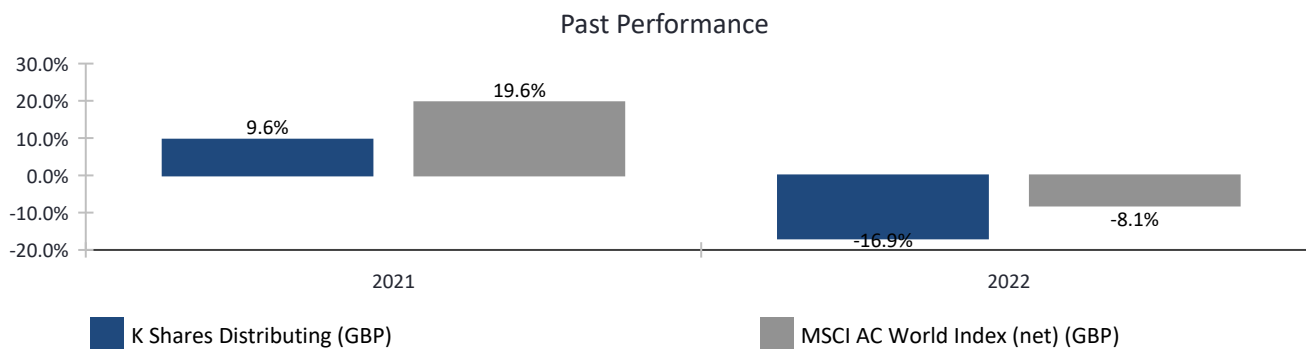
- The Fund was launched in January 2017 and the Class was launched in June 2020. Past performance is not necessarily a guide to future performance.
- Past performance does not include entry and exit charges but takes account of ongoing charges.
- Past performance is calculated in USD.
- The chart above shows performance of the Fund against the benchmark index. The Fund does not track the benchmark index.



# Virtus GF SGA Global Growth Fund

K Shares Distributing (GBP)

ISIN: IE00BM9G7D42

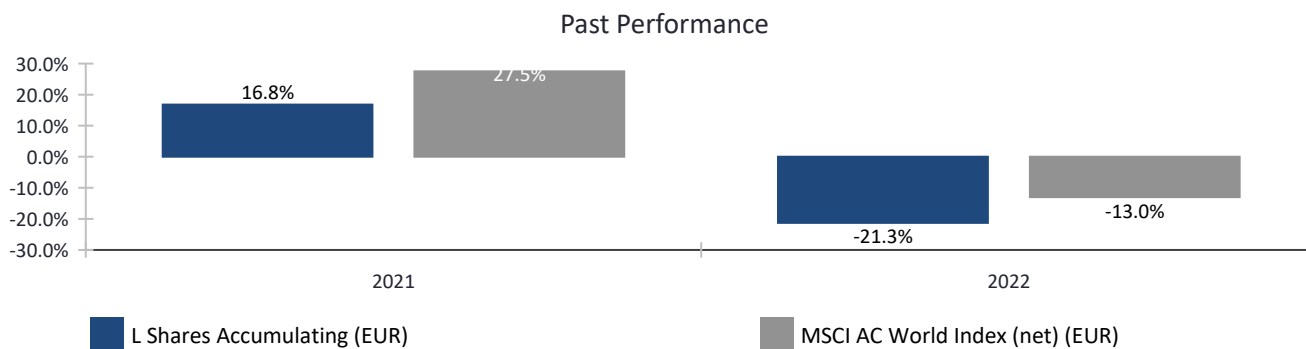


- The Fund was launched in January 2017 and the Class was launched in June 2020. Past performance is not necessarily a guide to future performance.
- Past performance does not include entry and exit charges but takes account of ongoing charges.
- Past performance is calculated in GBP.
- The chart above shows performance of the Fund against the benchmark index. The Fund does not track the benchmark index.

# Virtus GF SGA Global Growth Fund

L Shares Accumulating (EUR)

ISIN: IE00BM9G7F65

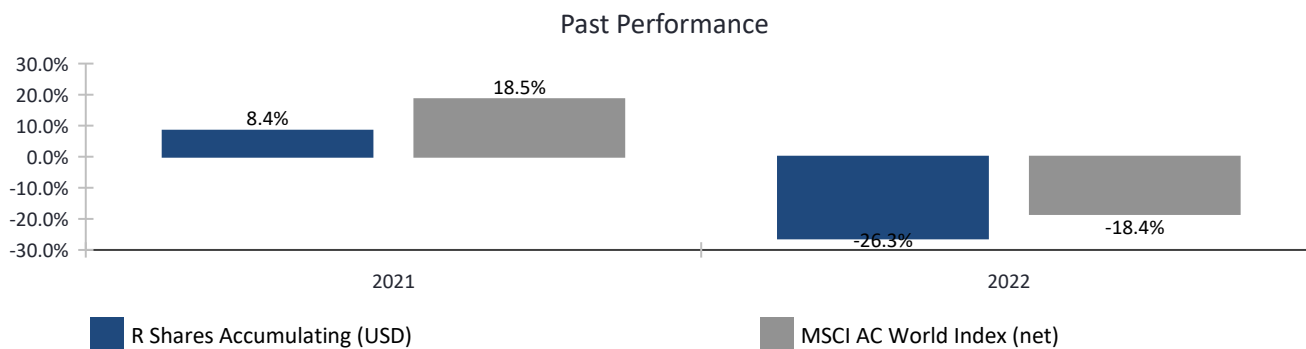


- The Fund was launched in January 2017 and the Class was launched in June 2020. Past performance is not necessarily a guide to future performance.
- Past performance does not include entry and exit charges but takes account of ongoing charges.
- Past performance is calculated in EUR.
- The chart above shows performance of the Fund against the benchmark index. The Fund does not track the benchmark index.

# Virtus GF SGA Global Growth Fund

R Shares Accumulating (USD)

ISIN: IE00BMBWV942



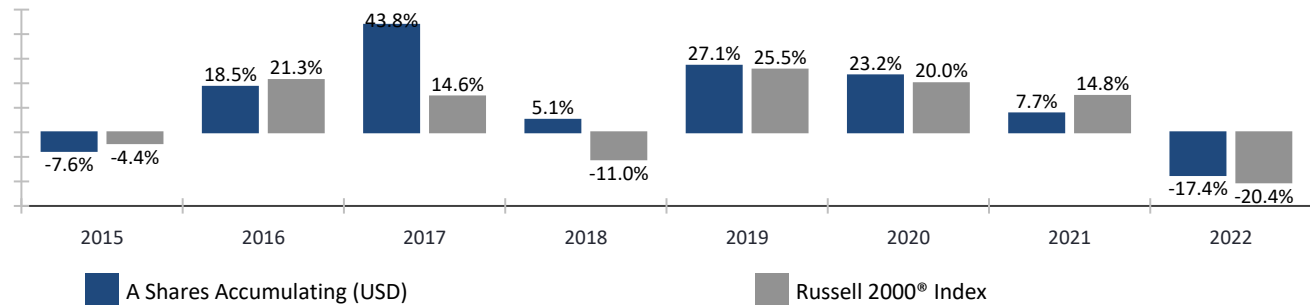
- The Fund was launched in January 2017 and the Class was launched in September 2020. Past performance is not necessarily a guide to future performance.
- Past performance does not include entry and exit charges but takes account of ongoing charges.
- Past performance is calculated in USD.
- The chart above shows performance of the Fund against the benchmark index. The Fund does not track the benchmark index.

# Virtus GF U.S. Small Cap Focus Fund

A Shares Accumulating (USD)

ISIN: IE00BH4GXR02

## Past Performance



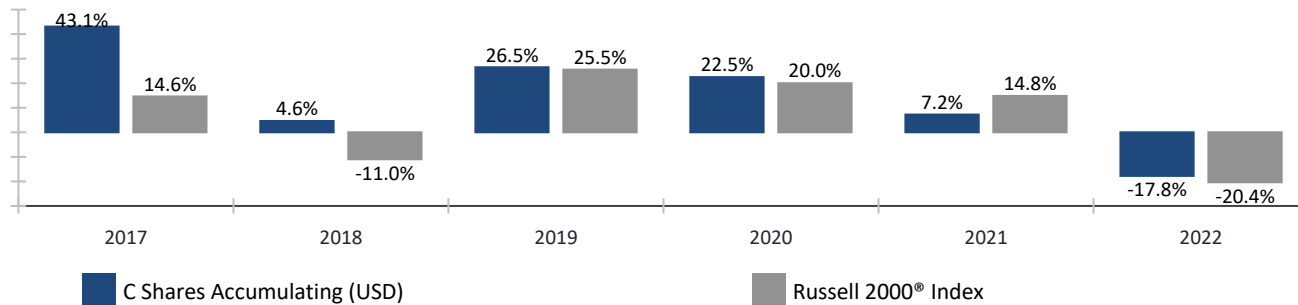
- The Fund was launched in March 2014 and the Class was launched in October 2014. Past performance is not necessarily a guide to future performance.
- Past performance does not include entry and exit charges but takes account of ongoing charges.
- Past performance is calculated in USD.
- The chart above shows performance of the Fund against the benchmark index. The Fund does not track the benchmark index.

# Virtus GF U.S. Small Cap Focus Fund

C Shares Accumulating (USD)

ISIN: IE00BQSBKK65

## Past Performance

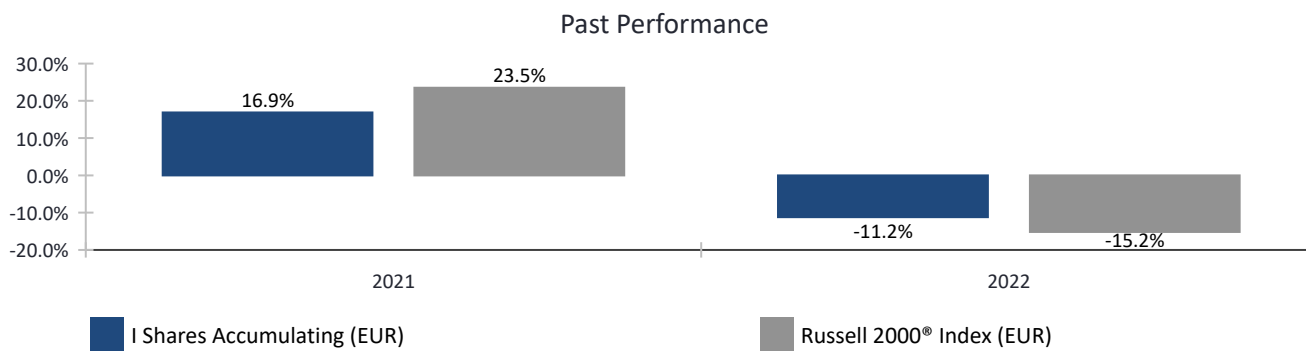


- The Fund was launched in March 2014 and the Class was launched in November 2016. Past performance is not necessarily a guide to future performance.
- Past performance does not include entry and exit charges but takes account of ongoing charges.
- Past performance is calculated in USD.
- The chart above shows performance of the Fund against the benchmark index. The Fund does not track the benchmark index.

# Virtus GF U.S. Small Cap Focus Fund

I Shares Accumulating (EUR)

ISIN: IE00BQSBKC81



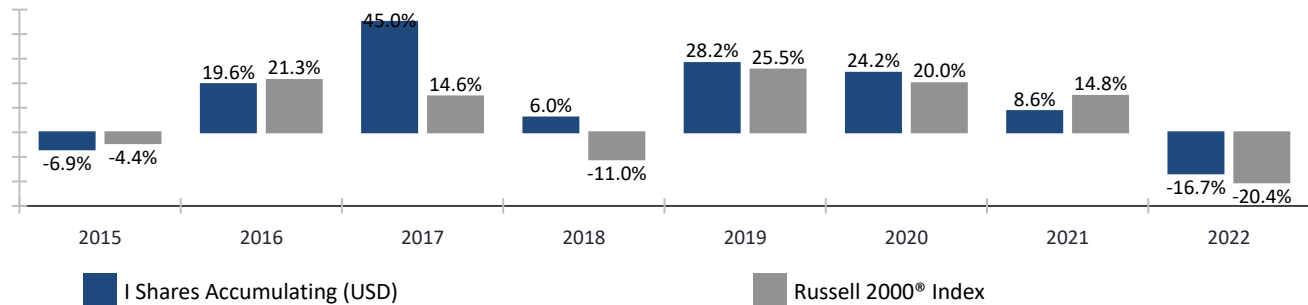
- The Fund was launched in March 2014 and the Class was launched in June 2020. Past performance is not necessarily a guide to future performance.
- Past performance does not include entry and exit charges but takes account of ongoing charges.
- Past performance is calculated in EUR.
- The chart above shows performance of the Fund against the benchmark index. The Fund does not track the benchmark index.

# Virtus GF U.S. Small Cap Focus Fund

I Shares Accumulating (USD)

ISIN: IE00BH4GXS19

Past Performance



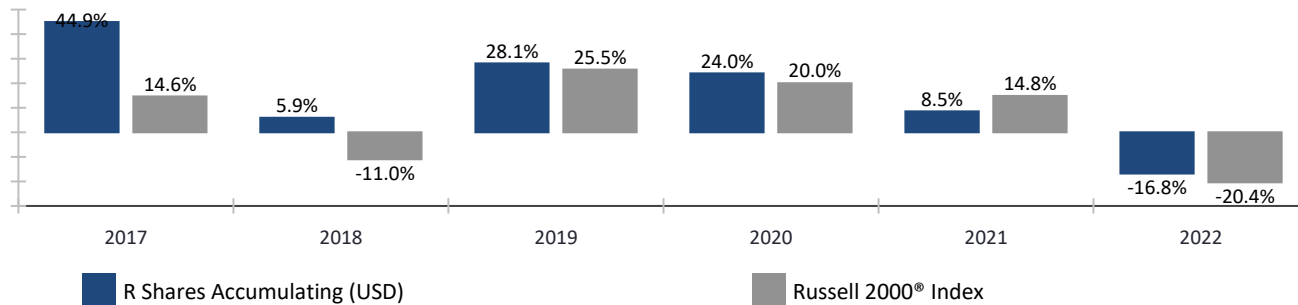
- The Fund was launched in March 2014 and the Class was launched in March 2014. Past performance is not necessarily a guide to future performance.
- Past performance does not include entry and exit charges but takes account of ongoing charges.
- Past performance is calculated in USD.
- The chart above shows performance of the Fund against the benchmark index. The Fund does not track the benchmark index.

# Virtus GF U.S. Small Cap Focus Fund

R Shares Accumulating (USD)

ISIN: IE00BQSBKL72

## Past Performance



- The Fund was launched in March 2014 and the Class was launched in November 2016. Past performance is not necessarily a guide to future performance.
- Past performance does not include entry and exit charges but takes account of ongoing charges.
- Past performance is calculated in USD.
- The chart above shows performance of the Fund against the benchmark index. The Fund does not track the benchmark index.